

**SINGA**



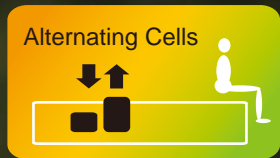
# 2011 SEAT CUSHION SERIES

THANK YOU.  
I REALLY ENJOY THIS.  
I FEEL SO COMFORTABLE~  
AND... HAPPY TO BE A TRAVELER ^\_^



# *A good combination*

*Air cushion + Foam cushion  
You will feel more comfortable*



COMFORT PLUS

=



Smile Pump

+



Comfort Cushion

A silhouette of a person meditating on a large cushion on a lake at sunset.

*Enjoy every moment in your life.*

Enjoy

=

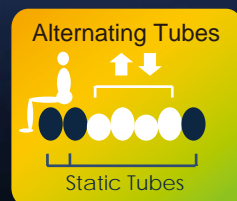


Smile Pump

+



Tubing Cushion



# Day Traveler

Without your company,  
I can't ever know how comfortable on this trip.



SUIT Cushion  
+ Smile Pump

= Traveler


*Let's travel day and night!*

# Night Traveler

Wherever you are going,  
Smile safty guard always with you at night




## CareMate



FOR STAGE **1** **2**

Construction	Feature	Material
Elastic Cover	Breathable, Anti-bacteria, Flame resistant, Anti-slip, 4-way stretch	Sandwich Mesh (Air Mesh)
Gel Cushion	Skin protection, Washable, <a href="#">Easily Repairable</a>	TPU & PU Gel + Foam

## Dr. PreRelease



FOR STAGE **1** **2**

Construction	Feature	Material
Elastic Cover	Breathable, Anti-bacteria, Flame resistant, Anti-slip, 4-way stretch	Sandwich Mesh (Air Mesh)
Gel Cushion	Skin protection, Washable, <a href="#">Easily Repairable</a>	TPU & PU Gel

## Smate



FOR STAGE **1**

Construction	Feature	Material
Embedded Cover	Breathable, Anti-bacteria, Flame resistant, Anti-slip, 4-way stretch	PU + Lycra
Gel Cushion	Skin protection, Washable, <a href="#">Lightweight</a>	TPU & PU Gel + Foam

## SUIT



FOR STAGE **1** **2** **3** **4**

Construction	Feature	Material
Elastic Cover	Breathable, Anti-bacteria, Flame resistant, Anti-slip, 4-way stretch	Sandwich Mesh (Air Mesh)
Air Cushion	Enhance midline channeling of the femurs and lateral stability and tissue protection, <a href="#">Adjustable multi-cells improve pressure release</a> , Washable, Repairable	Neoprene Rubber

## Comfort

**NEW**



FOR STAGE **1** **2** **3**

Construction	Feature	Material
Elastic Cover	Breathable, Anti-bacteria, Flame resistant, Anti-slip, 4-way stretch	Sandwich Mesh (Air Mesh)
Air Foam Cushion	Skin protection, Positioning, Stability, Adjustable multi-cells improve pressure release, Washable, Repairable	Neoprene Rubber + Foam

## Comfort Plus

**NEW**



FOR STAGE **1** **2** **3** **4**

Construction	Feature	Material
Elastic Cover	Breathable, Anti-bacteria, Flame resistant, Anti-slip, 4-way stretch	Sandwich Mesh (Air Mesh)
Air Foam Cushion + Smile Pump	Skin protection, positioning, stability, <a href="#">Alternating multi-cells improve pressure release</a> , Washable, Repairable	Neoprene Rubber + Foam

## Enjoy

**NEW**



FOR STAGE **1** **2**

Construction	Feature	Material
Elastic Cover	Breathable, Anti-bacteria, Flame resistant, Anti-slip, 4-way stretch	Sandwich Fabrit
Cell Cushion + Smile Pump	<a href="#">Alternating multi-cells improve pressure release</a> , Washable, removable, Lightweight and Portable	TPU + Nylon

## iCare Back Cushion




FOR STAGE **1** **2** **3** **4**

Construction	Feature	Material
Elastic Cover	Breathable, Anti-bacteria, Flame resistant, Anti-slip, 4-way stretch	Sandwich Mesh (Air Mesh)
Air Cushion	<a href="#">Enhance sitting posture</a> , Adjustable multi-cells improve pressure release, Washable, Repairable	Neoprene Rubber

**NEW**

## Traveler

FOR STAGE **1** **2** **3** **4**



Construction	Feature	Material
Elastic Cover	Breathable, Anti-bacteria, Flame resistant, Anti-slip, 4-way stretch	Sandwich Mesh (Air Mesh)
SUIT + Smile Pump	Enhance midline channeling of the femurs and lateral stability and tissue protection, <b>Alternating multi-cells improve pressure release</b> , Washable, Easy repairable	Neoprene Rubber

**NEW**

## iTraveler

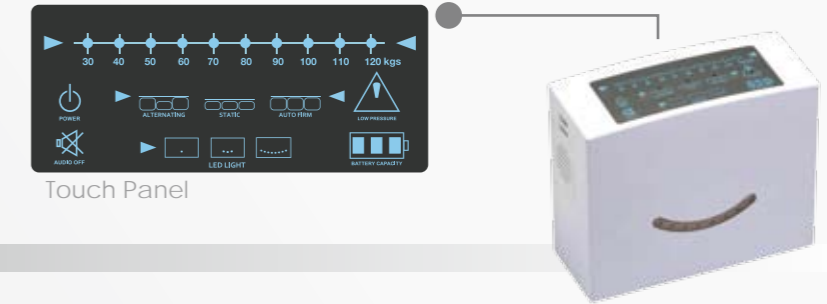
FOR STAGE **1** **2** **3** **4**



Construction	Feature	Material
Elastic Cover	Breathable, Anti-bacteria, Flame resistant, Anti-slip, 4-way stretch	Sandwich Mesh (Air Mesh)
SUIT + Smile Pump	Enhance midline channeling of the femurs and lateral stability and tissue protection, <b>Alternating multi-cells improve pressure release</b> , Washable, Easy repairable	Neoprene Rubber

## Simple Pump

**NEW**

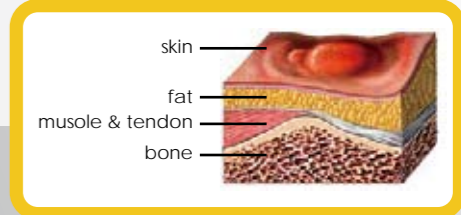


### FEATURE:

- Static
- Alternating
- Auto Firm
- Power Failure
- Auto Pressure Detector
- LED Display
- 10 Comfort selection to accommodate different patient weight
- Low Pressure Alarm



On the Day      At the Night



## Cushion Recommendation Chart

Cushion	ulcer stage			
Smate	1			
CareMate	1	2		
Dr. Prelease	1	2		
Enjoy	1	2		
Comfort	1	2	3	
SUIT	1	2	3	4
Comfort Plus	1	2	3	4
iCare	1	2	3	4
Traveler	1	2	3	4
iTraveler	1	2	3	4

You can use smile pump make SUIT and iCare back cushion alternating to enhance pressure relief.



# DIMENSION REFERENCE

## CareMate

Model No.	Feature	Dimension	Weight
CA001	Contour padded gel only	D40 x W40 x H2 cm	4.0kg
		D16 x W16 x H1.6 inch	
CF002	Contour padded gel with foam at bottom	D40 x W40 x H4 cm	3.5kg
		D16 x W16 x H1.6 inch	
CF003	Contour padded gel with foam at bottom	D40 x W40 x H6 cm	4.0kg
		D16 x W16 x H2.4 inch	
CF005	Contour padded gel with foam at bottom	D43 x W45.7 x H6 cm	5.0kg
		D17 x W18 x H2.4 inch	

## Dr. Prelease

Model No.	Feature	Dimension	Weight
DC005	Gel with single air bag inside.	L42.5 x W42.5 x H2.5 cm	5.5KG
		L17 x W17 x H1 inch	
DC006	Gel with dual air bag inside.	L42.5 x W42.5 x H2.5 cm	5KG
		L17 x W17 x H1 inch	
DC007	Gel only	L42.5 x W42.5 x H1.5 cm	2.2KG
		L17 x W17 x H0.6 inch	
DC008	Gel only	L42.5 x W42.5 x H2 cm	4.75
		L17 x W17 x H0.8 inch	
DC009	Gel only	L42.5 x W42.5 x H3 cm	6KG
		L17 x W17 x H1.2 inch	

## Smate

Model No.	Feature	Dimension	Weight
SF003	Foam with gel on top	L40xW40xH5cm	2.5kg
		L15.7xW15.7xH2 inch	

## SUIT

Model No.	Feature	Dimension	Weight
OS1816	One inflate section	D46xW41xH7cm	1.1kg
		D18xW16xH3inch	
WS1816	Two inflate section: 1 sacral section and one bottom section	D46xW41xH7cm	1.1kg
		D18xW16xH3inch	
TS1816	Three inflate section: 2 sacral section and one bottom section	D46xW41xH7cm	1.2kg
		D18xW16xH3	
MS1816	Four inflate section: 3 sacral section and one bottom section	D46xW41xH7cm	1.2kg
		D18xW16xH3inch	

## Comfort

Model No.	Feature	Dimension	Weight
CM002	Two inflate sections	D42 x W39 x H7cm	1.5kg
		D16.5 x W15 x H7inch	

## Comfort Plus

Model No.	Feature	Dimension	Weight
CP001	Two alternating sections	D42 x H39 x D7cm	2kg
		D16.5 x W15 x H7inch	

## Enjoy

Model No.	Feature	Dimension	Weight
EN002	Four alternating sections	W46 x H39 x D8cm	0.5kg
		W18 x H15.3 x D3inch	

## iCare Back Cushion

Model No.	Feature	Dimension	Weight
IB010	Four inflate sections	W25.4 x H34 x D10/5cm	2.1kg
		W10" x H13.4" x D4"/2" inch	
IB012	Four inflate sections	W30.4 x H34 x D10/5cm	2.1kg
		W12" x H13.4" x D4"/2" inch	
IB014	Four inflate sections	W35.6 x H34 x D10/5cm	2.1kg
		W14" x H13.4" x D4"/2" inch	
IB016	Four inflate sections	W40.6 x H34 x D10/5cm	2.1kg
		W16" x H13.4" x D4"/2" inch	
IB018	Four inflate sections	W45.7 x H34 x D10/5cm	2.1kg
		W18" x H13.4" x D4"/2" inch	